

TO THE HEIGHT


ERIS ELEVATORS PVT. LTD

SAFETY | HIGH QUALITY | BEST PERFORMANCE | CUSTOMER SATISFACTION

ABOUT ERIS ELEVATOR



ERIS ELEVATORS is an ISO 9001:2008 certified company which speaks volumes about our management standards. Each product undergoes stringent testing by our highly qualified in-house engineers. The company started its operations in 2001. Today, ERIS Elevators is one of the leading providers of elevators, and is active in the areas of production, installation, maintenance and modernization of elevators. Eris Group is one of the fastest growing organization, nationally. It's innovative and environment friendly access and transit-management system makes an important contribution to mobility in urban societies. Our expertise allows us to offer a comprehensive range of ELEVATORS for our clients. These products are fabricated using high-quality raw material, including stainless steel. Our products are specially used for the vertical transportation of vehicles including cars and other automobiles. For relatively low traffic private garages, apartments, complexes, villas, residential buildings, car showrooms and service stations, our products are considered ideal. Clients can avail from us the wide range of elevators at most reasonable prices.



MACHINE ROOM LIFTS

Specifications


Model :	EE-Lifts
Type :	Machine Room
Powered by :	Geared Traction / Gear Less Machine
Capacity:	4 to 24 Passengers (272KG-1632KG)
Speed :	.05M/S to 2.0 M/S
Floor :	2 to 12
Cabin Design :	MS Powder Coated Finish SS Mirror / Rose Gold / Hairline Finish SS Titanium Gold Etching SS with Mirror Toughened Glass / MS Laminates
Door Type :	Centre opening or Telescopic Opening

MRL LIFTS

Specifications

Type :	408kgs-2720 (6p-40p)
Powered by :	Geared/Gearless Traction machine
Capacity :	4 to 24 Passengers (272KG-1632KG)
Speed :	.05M/S to 1.5 M/S
Floor :	2 to 12
Cabin Design :	MS Powder Coated Finish, SS Mirror/Matt/ Hairline Finish SS Titanium Gold/Etching, SS with Mirror/Toughened Glass MS Laminates
Door Type :	Center opening or Telescopic Opening





STRUCTURE LIFTS

Specifications

- Type :** 408kgs-2720 (6p-40p)
- Powered by :** Geared/Gearless Traction machine
- Capacity :** 4 to 24 Passengers (272KG-1632KG)
- Speed :** .05M/S to 1.5 M/S
- Floor :** 2 to 12
- Cabin Design :** MS Powder Coated Finish, SS Mirror/Matt/ Hairline Finish, SS Titanium Gold/Etching, SS with Mirror/Toughened Glass, MS Laminates
- Door Type :** Center opening or Telescopic Opening

FLUID HYDRAULIC LIFTS

EE-FLUID Hydraulic Lifts:

- Secure and powerful vertical transportation.
- Installation and maintenance cost compared to a traction lift.
- Longer operating lifetime.
- Comfort and low noise.
- Simple and fast installation.
- Single phase-3 power (for ascending) and phase-1 (descending).
- Low unit cost, even with minimal inventory





GOODS LIFTS

Specifications

Model :	SE-Supreme Lifts
Type :	MR or MRL
Powered by :	Geared or Gear-less Traction
Machine Capacity:	1 Ton to 5 Ton
Speed :	.05M/S ti 1.0 M/S
Floor :	2 to 8
Cabin Design :	MS Powder Coated, SS Hire line
Flooring :	MS Powder Coated, Metal Sheet/ Checkered Plate PVC / SS
Door Type :	Manual Collapsible, Imperforate Gates, Auto Centre opening or Telescopic Opening

DUMBWAITER LIFTS

Specifications

Model :	EE-Kitchen Dumbwaiter Lifts
Capacity:	50 kg, 100kg, 200kg, 300kg, 500kg
Machine :	Gear / Gearless
Cabin :	Stainless steel / SS Mirror / Hair Line Finish MS Powder Coated
Door Type :	Manual Collapsible, Imperforate Gates, Auto Centre opening or Telescopic Opening
Main Features :	Stainless steel finish, Movable shelving, car lighting, Overload device, Car safety devise, Car door, Machine below or on side Corner Post arraignment, Entrances on 3 sides, Heating of intermediate shelves, Automatic doors, Automatic loading and unloading for 50 kg loads.



HOME LIFTS



Specifications

- Carries loads up to 272 Kgs or four passengers.
- Operates on 230V domestic power supply.
- Run by a gearless PMS MOTORS , saving up to 40% power (compared to geared elevator).
- No oiling and greasing required.
- Designed for space-constrained application.
- Wide range of aesthetic options available in doors and fittings.

HOSPITAL LIFTS



Specifications

Model :	EE-Health Plus lifts
Type :	MR or MRL
Powered by :	Geared or Gearless
Machine Capacity :	4 to 24 Passengers (272 kgs-1632kgs)
Speed :	0.5 m/s to 2.0m/s
Floors :	2 to 12
Cabin Design:	Stainless steel / SS Mirror / Hair Line Finish MS Powder Coated
Door type:	Centre opening or telescopic opening


ERIS HOSPITAL LIFTS

The transportation system for modern hospitals have special requirements such as spacious & durable car, smooth & comfortable travel, accurate stop with emergency control features and above all reliability with safety. ERIS Health pulse li dimensions are as per the Indian standard requirements for hospital purpose, modified as per client specification, the best possible performance, and smooth operation.

Integrated into the system is such an advanced technology as VVVF (Variable Voltage Variable Frequency) inverter drive which serves the purpose of great cost reduction by innovative energy saving, as well as excellent riding comfort of elevators. Basically, ERIS Health Plus Elevators are planned, designed and manufactured, bearing passengers' security and convenience first in mind. The elegant designs and various features that these elevators show off are the key to enhancing the dignity of hospital facilities in addition to providing the amenities pursues.

ERIS CABIN DESIGN

Car Designer Cabin - Designs & Patterns



ERIS LIFT OPERATING PANAL

Car operating panels, Landing operating panels

Type of push buttons




Type of Lifts Doors



Auto Plain Door



Auto Glass Door



Auto Designer Door



Manual Imperforated Door






Manual Door





Swing Door

Gearless Machine



ERIS Elevators Pvt. Ltd Geared Machine





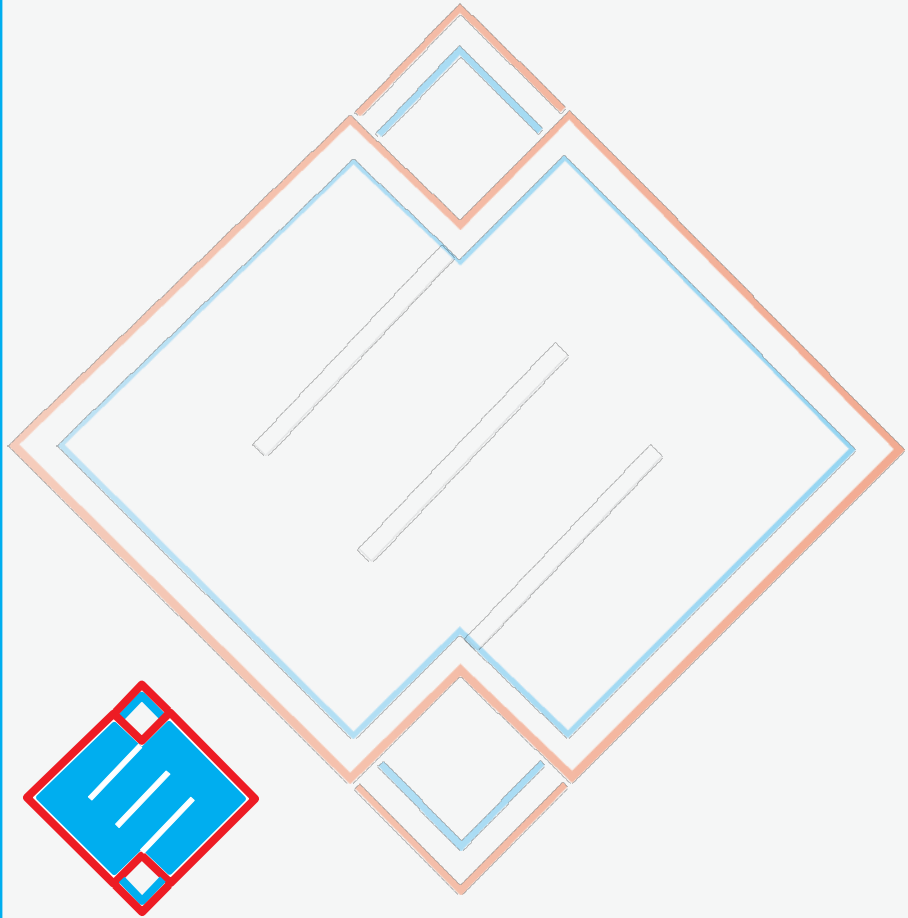
MONARCH (MRL)



ARKEL (MRL/MR)



MONARCH (MR)



To The Heights

HEAD OFFICE:

 **Delhi**

Plot No-173,30 ft Road,Dada Phool Singh Marg Nangli Sakrawati
Najafgarh, New Delhi - 110043

BRANCH OFFICE:

 **Chandigharh**

SCO 54, Shiva Complex, Opp.Skynet Tower Patiyala Road
Zirkpur - 140603

Mobile: 9717911108, 9310157177

BRANCH OFFICE:

 **Rajasthan (Jaipur)**

KA 34, 3rd Floor, JTM Mall, Jagat Pura
Jaipur, Rajasthan-302025

Phone No. 9887871678

BRANCH OFFICE:

 **Rajasthan (Alwar)**


Bdi Greenpark Township Chikani

Alwar Rajasthan-301028

Phone No. 9785429081

 eriselevator@gmail.com

 eriselevator.com

 Sales: 9717911108, 9310157177
Service: 9599911108, 8527352695

